

Step By Step Plan To \$10k Per Month With Solo Ads!

You Now Have Master Rights to This Report!

You have permission to sell this report, give it away or include it as a bonus to any product or in a membership site as long as the content is not change or edited in anyway.

Legal Disclaimers & Copyright Information

All contents copyright © by Optinwizard.net. All rights reserved. No part of this document or accompanying files may be reproduced or transmitted in any form, electronic or otherwise, by any means without the prior written permission of the publisher.

This ebook is presented to you for informational purposes only and is not a substitution for any professional advice. The contents herein are based on the views and opinions of the author and all associated contributors.

While every effort has been made by the author and all associated contributors to present accurate and up to date information within this document, it is apparent technologies rapidly change. Therefore, the author and all associated contributors reserve the right to update the contents and information provided herein as these changes progress. The author and/or all associated contributors take no responsibility for any errors or omissions if such discrepancies exist within this document.

The author and all other contributors accept no responsibility for any consequential actions taken, whether monetary, legal, or otherwise, by any and all readers of the materials provided. It is the reader's sole responsibility to seek professional advice before taking any action on their part.

Reader's results will vary based on their skill level and individual perception of the contents herein, and thus no guarantees, monetarily or otherwise, can be made accurately. Therefore, no guarantees are made.

Introduction

Hey there!

My name is Jorge Delgado! Nice to meet you and thank you so much for picking up this report :)

Today, I'm a fulltime internet marketer. I used to be a business consultant! It was a big high paying corporate job but I didn't have control over my time so I decided to try this online thing and guess what? It worked! And Now I make a killing online and I spend a lot of my time with my family 😊

I have a lot to tell you but I don't want to bore you to death ;)

OK, enough about myself. Let me show you how YOU can make \$10k Per Month starting as fast as possible!

Let's get started...

Step #1: Get Focus & Have The Correct Mindset

The first step is very important. You have to get focused and in the right state of mind. You need to be focused on the end result, which is growing your online business - \$10k or more per month.

As simple as it sounds, this is where all beginners screw up. It's like a basketball player trying to make a basket without actually shooting the ball.

You can't just say, "I want to make money online as fast as possible!" – You need to set some goals for yourself.

- How much do you want to make per month, per week per day?
- How much money are you going to spend to build your business? Per Day? Per Month?
- How much time are you willing to spend on your daily tasks to grow your business?

Keep track of your goals; it gives you something to strive for! **The Ultimate Goal**

Whatever system/program you decide to promote make sure you focus only on that one... Stop jumping from program to program... **FOCUS.**

Step #2: Take Action!

Don't wait around. There never is a 'perfect moment' to start building your business, do it now.

You don't need those graphics, funnel or copy. The only 'perfect moment' is when it involves you taking action.

Action produces results and that's exactly what we are looking for, so get started.

Step #3: You need a High Converting Offer

To be able to start collecting checks, you need a high converting offer to promote with a deep funnel... Since we don't want to deal with domains, hosting or any technical stuff... Pick an offer with a done for you system like [this one](#).

[Sign up today](#) and make sure you watch all the training inside the members' area. It rocks! I love their support team and the community of like-minded entrepreneurs they created. After you join you will get the link you need to promote to make money!

Tip: Make sure the program includes a High-Ticket offer. It's the fastest way to reach \$10k per month.

Of course, this can be applied to any program online...

Let's continue to the next section!

Step #4: Getting Targeted Traffic

This is probably the biggest issue for all entrepreneurs.

There are a million and one traffic products and they can't seem to focus on just one strategy to drive traffic!

If you are just starting out and you are looking for an effective traffic source – I recommend Solo Ads.

This is by far the quickest way to start making money and reach that \$10k per Month Goal!

If you don't know, a solo ad is when you pay someone who already has an email list in your niche.

That person will send an email to their subscribers with a link to your landing page and you only pay if someone visits your website.

The average cost of this is usually .50-\$1.00 per click. Not a bad way to get leads and sales!

Issues you may face with buying Solo Ads

- Where do you find solo ad sellers?
- How do you know if they are trustworthy?
- Do I write the email or do they?
- What if I get scammed and lose my money?

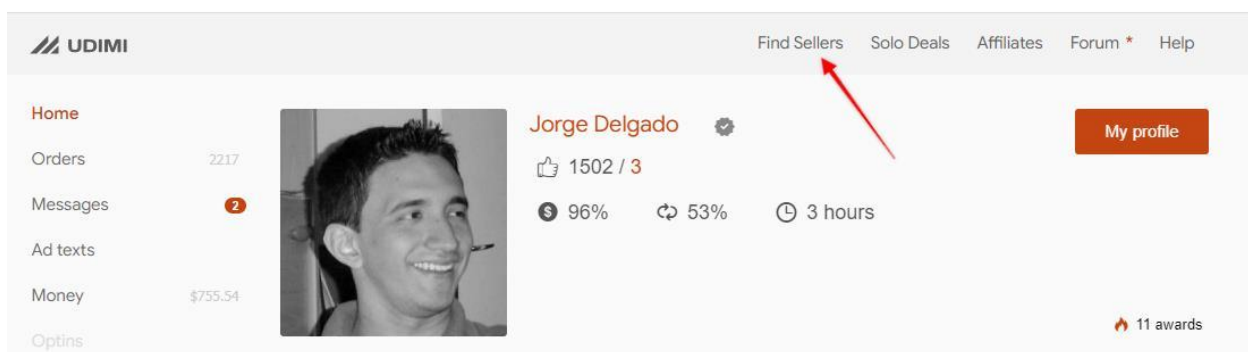
Well you don't need to worry about these questions... You will buy all the traffic/solo ads from [Udimi](#). It's a **FREE** platform where you can find reliable solo ads vendors.

I'm assuming you already have the link/website to promote you got in the previous step! If you don't, then [go here](#)

Now, it's time to look for good solo ad vendors/sellers...

Get an account [HERE](#). You will get a discount on your first solo ad.

Once you create your own account It's time to place your first traffic order. Head over the menu and click on "Find Sellers".







Select your niche. If you are in the make money online pick Marketing.

Now, we are going to filter even more... Click on "Got Sales" and select a percentage higher than 30%. It means this vendor, on average, generates a good number of sales for their customers... then we are going to click on "Repeat orders" and select a percentage higher than 15%... It means customers buy traffic from these vendors often. *You only buy from people that generate good results for you right?* 😊

\$ Price (max) 2.00 Niche Marketing Ratings 0+
 Got sales 50% Repeat orders 20%+ Sort Sales ↓
 Seller located in All countries

Favorites Keyword Save Search Load Saved

Now it's time to pick a seller... It will look something like this:

	<p>95%+ Tier 1 Traffic. Fast Delivery ~500 Fresh High Quality subs added daily. Hungry buyers every day. in business since 2013.</p>	<p>68¢</p> <p>86%</p> <p>1298 / 1</p>
	<p>*PREMIUM 100% T1 TRAFFIC* Helped many beginners build huge list. Honest Tips to help get started & get you SALES. Just Ask Me Anything! Read my Bio</p>	<p>77¢</p> <p>85%</p> <p>2173 / 5</p>
	<p>100% T1 Traffic - 85% GOT SALES ON THE FRONTEND - My list makes MONEY every day, if you email them properly you WILL make sales too - 100% GUARANTEED</p>	<p>\$1.50</p> <p>84%</p> <p>67 / 2</p>
	<p>SALES Generated for Udimi Clients - 521,877 Active Leads With HUNGRY BUYERS - 96% US Traffic - Up to 35% Over-Delivery - Satisfaction Guaranteed!</p>	<p>85¢</p> <p>79%</p> <p>2496</p>

What you see is the cpc or cost per click... now depending on your budget,

So, for example and assuming the cpc this solo ad vendor charge is \$0,68/click

100 clicks would be 100 clicks x \$0,68 = \$68 or

200 clicks would be 200 clicks x \$0,4 = \$136

And what's T1% right? ... Basically, it's the percentage you get from English speaking countries... normally with higher purchasing power... so the higher the better. I expect at least 85%t1.

I always recommend testing a vendor with 100 or 200 clicks max depending on your budget... This way you will make sure your squeeze/optin page works with the vendor's traffic.

Note: If you need help on how to place your order [go here](#)

Like with any advertising media, you might get sales or not... but if one particular vendor makes you sales... Keep buying!

That's it... Now you will be generating leads and sales for your business!

Important: If you want to test other solo ad sources [Click Here for Traffic Source #1](#) and [Click here for Traffic Sources #2](#)

The Plan

Make sure you watch all the training inside the members area of your chosen [program](#) and buy solo ads regularly depending on your budget!

Step #5: Rinse & Repeat

Now that you have a [high converting offer](#) and you are sending solo ad traffic – it's time to “improve” the process. The best way to know which traffic provider is working well is to use a tracking software... I'm currently using [Optindojo](#) and it works great especially with solo ads... [check it out here](#)

Now, keep testing new vendor's and offers until you master this strategy. The objective is to maximize your earnings.

I wish you the best of luck and go get started!

Jorge Delgado

Premium Solo Ad Provider

<https://www.optinwizard.net>

Resources

1. Done for you business - [Click Here](#)
2. Solo ads Platform - [Click Here](#)
3. Tracking Software - [Click Here](#)
4. Traffic Source #1 - [Click Here](#)
5. Traffic Source #2 - [Click Here](#)